



Exceptional. It's hard to define, but exciting to experience. And that's exactly what you'll discover with the Gen2[®] elevator from Otis.

The revolutionary Gen2 is everything you want in an elevator: Compact, efficient, reliable. And a pleasure to ride.

The Gen2 elevator is transforming the industry we created more than 160 years ago. Perfect for residential or commercial use, it's our bestselling elevator ever.

The reason is simple. The Gen2 is simply exceptional.



Space

The compact Gen2 system provides architects with greater design flexibility and building owners with more rentable space.



Efficiency

Our patented flat-belt technology, pioneering ReGen[™] drives and gearless machines make the Gen2 elevator among the most energy-efficient elevators on the planet.



Comfort

Our systems minimize noise and vibration and render the elevator's movement barely perceptible, giving passengers what they're looking for—a quiet, comfortable ride.



Reliability

Built in ISO-certified factories, with a lifetime of service in mind, every Gen2 elevator offers superior reliability.

Innovative technologies working together





SPACE



80% SMALLER

The Gen2 elevator delivers superior performance in a space saving design. Coated steel belts have a significantly smaller bending radius than wire rope. This engineering breakthrough paved the way for other innovations: our ultra-compact permanent magnet gearless machine is 80% smaller and more efficient than conventional geared machines. The steel belts also last twice as long as conventional steel ropes, without the need for any lubrication.

Powerful technologies in a compact design

Gen2 Machine room



The compact machine-room configuration reduces the footprint of the Gen2 by 16%, so it's no larger than the hoistway footprint, with an additional 9% reduction in machine-room height and a 15% reduction in overhead.

Gen2 Machine-roomless



With the machine-roomless configuration of the Gen2 elevator, all you need is a hoistway. The machine and controller are so compact, they fit inside the hoistway. No need for an extra room on top of your building for elevator components. You save on construction costs and clear rooftop space.



EFFICIENCY

We take pride in our environment - from the crafted spaces inside a structure to the natural world outside. That's why the new Gen2 elevator is designed to minimize its impact on the environment and maximize energy efficiency.

Reducing energy consumption by:

10x

Long-Life LED Lighting

LED illumination, standard on the Gen2 Elevator, reduces energy consumption and lasts up to 10 times longer than conventional fluorescent lamps.

75%

The ReGen™ Drive

Regenerative technology, pioneered by Otis and standard on the Gen2 elevator, uses up to 75% less energy than a conventional geared elevator while producing power with lower harmonic distortion, minimizing the impact on the building's electrical system.

75%

Sleep Mode


Lights and fans are shut down when there's no demand, making the LED lighting up to 75% more efficient than conventional lighting. The system seamlessly springs back to life with the press of a call button.

Zero

Lubrication

The Gen2 machine and coated steel belts require no additional lubrication, eliminating the need for storage, cleanup and disposal of hazardous waste.

Smart solutions for today and tomorrow



Efficiency Rating

Measurements taken on Gen2 elevator installations with standard configurations have earned Otis the highest VDI4707 efficiency - class rating.

A **Gen2**[®]

B

C

D

E

F

G

Based on a 1000kg at 1.75 m/s elevator with 14.4m rise.

The image shows a vertical bar chart with seven categories labeled A through G. Category A is highlighted in green and is significantly longer than the others, reaching the 'Gen2' logo. Categories B through G are represented by shorter grey bars. The background of the chart area is a dark, semi-transparent overlay on a photograph of a modern glass skyscraper partially obscured by lush green trees.



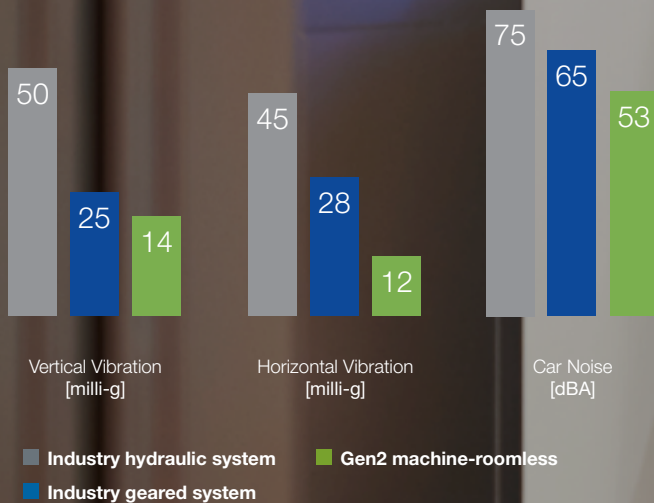
COMFORT

We want people to enjoy the ride – to find in the Gen2 elevator a moment of quiet calm during their otherwise busy day. That's why we engineered the Gen2 elevator to be different.

Quiet as a whisper

We replaced conventional steel ropes with coated flat steel belts, eliminating the noise created by the metal-to-metal contact of conventional systems. The low-noise gearless machine, mounted on isolation rubber pads, also reduces vibration in the building and minimizes noise levels in adjacent rooms.

Industry Comparison



So quiet, it's hard not to notice





RELIABILITY



Designed to deliver - year after year

Gen2 technology can be found in some of the world's most distinguished energy-efficient buildings, including Tour Carpe Diem in Paris. Manufactured exclusively at our ISO-certified factories, the Gen2 system is the result of our most advanced thinking, global experience and deep engineering expertise. All so you could be sure of getting exceptional Otis performance, day after day.

Pulse™

The Pulse system continuously monitors the elevator's coated steel belts to ensure their integrity, ensuring safe, efficient operation and reducing inspection downtime.

REM® (Remote Elevator Monitoring)

The REM system collects real-time information to identify and correct most problems quickly and precisely, reducing service interruptions dramatically.

Automatic rescue operation

The battery-powered Automatic Rescue Operation system delivers passengers safely to the nearest floor during a power failure.

Safety systems

The door is an elevator's most important safety feature. The Gen2 elevator uses a screen of infrared beams to reopen the doors immediately when an object breaks the invisible plane. The Gen2 elevator's locking system prevents the doors from being opened from inside the cab if it stops between floors, another key safety feature.

Enhanced seismic protection

The Gen2 elevator's flat coated steel belts, coupled with the machine sheave's unique design, provide greater stability during seismic activity. No belt-jump cases were reported during the Great East Japan earthquake in 2011.



We keep your world moving

Whether we installed it last week or last century, our name is on every product – so we make sure our service stands behind it.

An industry benchmark

Otis is committed to ensuring optimal equipment performance for the lifetime of the elevator. Our innovative technologies let Otis engineers precisely identify or anticipate possible issues. And when our skilled mechanics arrive at customer sites, they are committed to making repairs as quickly as possible.

The right maintenance at the right time

The Otis Maintenance Management System is a predictive and preventative system, designed to reduce the number of service calls and downtime. Our mechanics are assigned specific elevator units, keeping response time to a minimum. We'll focus on your elevator so you can focus on your building.

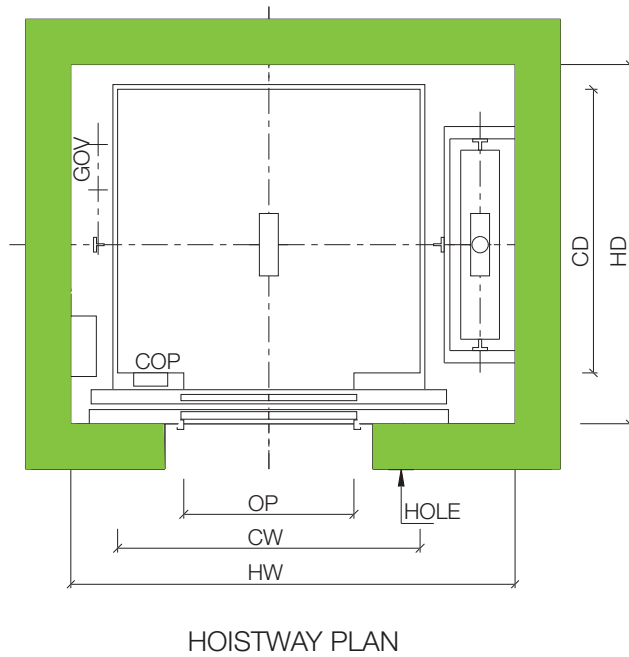
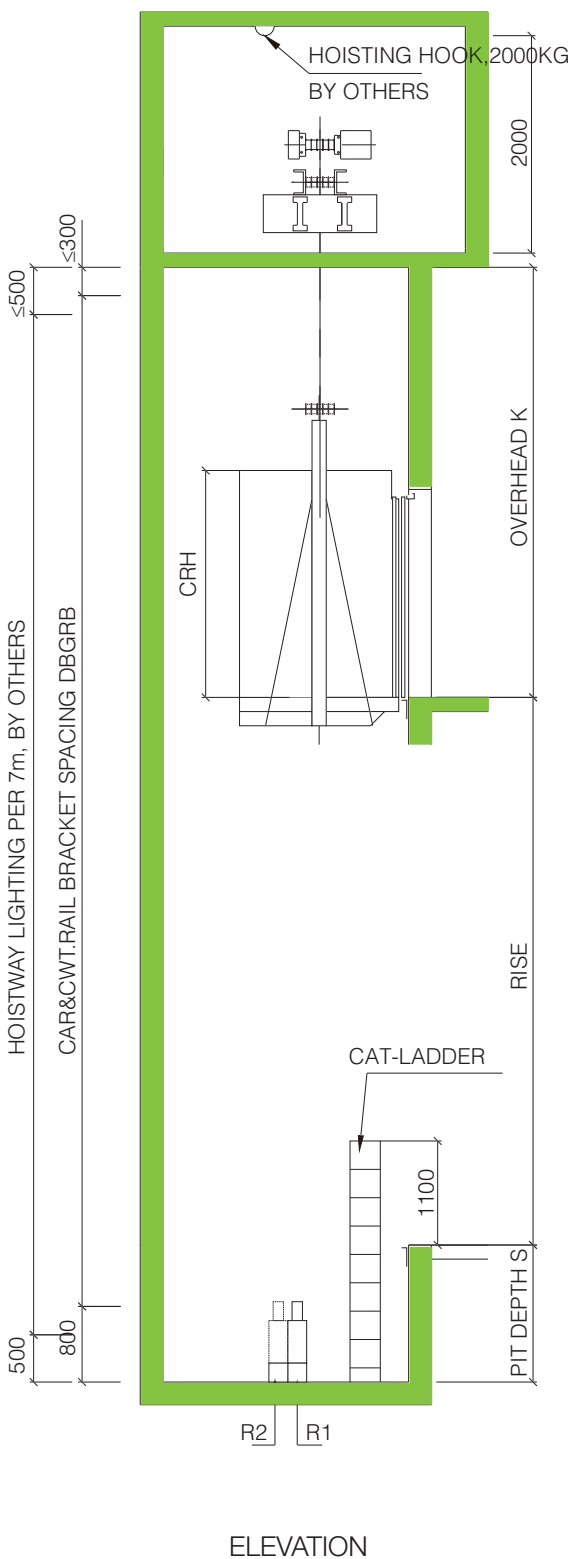
Otis genuine parts

Our service teams are supported by the worldwide Otis supply chain that stocks a comprehensive range of thoroughly tested genuine spare parts.

Customer support

Service comes first with OTISLINE® – our 24-hour call center. We pride ourselves in providing 24/7 dedicated customer support and prompt professional service.

Recommended specifications for Gen2 Machine room elevator with side CWT



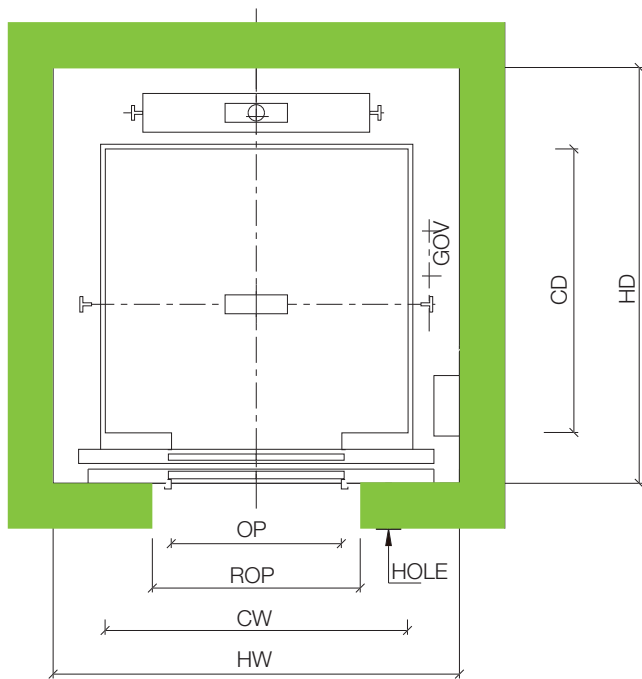
Duty Load (kg)	Car Dimension(mm)			Door Dimension (mm)		Hoistway Dimension (mm)	
	(CW)x(CD)	(CW)x(CD) EN81-20	Height (CRH)	Opening (OP)	Opening(OP) EN81-20	(HW)x(HD)	(HW)x(HD) EN81-20
630	1250x1250	/	2395	800	/	2000x1650	/
680	1300x1250	/	2395	800	/	2050x1650	/
800	1400x1350	1350x1450	2395	800	800	2150x1800	2100x1900
900	1600x1300	1450x1450	2395	900	800	2350x1800	2200x1900
1000	1600x1400	1600x1450	2395	900	900	2350x1900	2350x1900
1150	1600x1600	1600x1600	2395	1000	1000	2450x2000	2450x2000
1350	1600x1850	1600x1850	2395	1000	1000	2450x2250	2450x2250
1600	1700x2000	1700x2000	2395	1000	1000	2550x2400	2550x2400

Duty Load (kg)	Speed (m/s)	Buffer type	S minimum (mm)	K min (mm) EN81-1	
630-1000	1	PU	1300	4100	
	1	OIL	1400	4200	
	1.5/1.6	OIL	1450	4250	
	1.75	OIL	1450	4300	
800-1000	2	OIL	1500	4350	
	2.5	OIL	1800	4550	
1150-1600	1	PU	1300	4100	
	1	OIL	1400	4200	
	1.5/1.6	OIL	1450	4250	
	1.75	OIL	1450	4300	
	2	OIL	1500	4350	
	2.5	OIL	1800	4550	

Notice

- Value above is based on CRH=2395mm
- Gen2 machine room elevator in 630kg & 680kg does not apply to EN81-20 code.

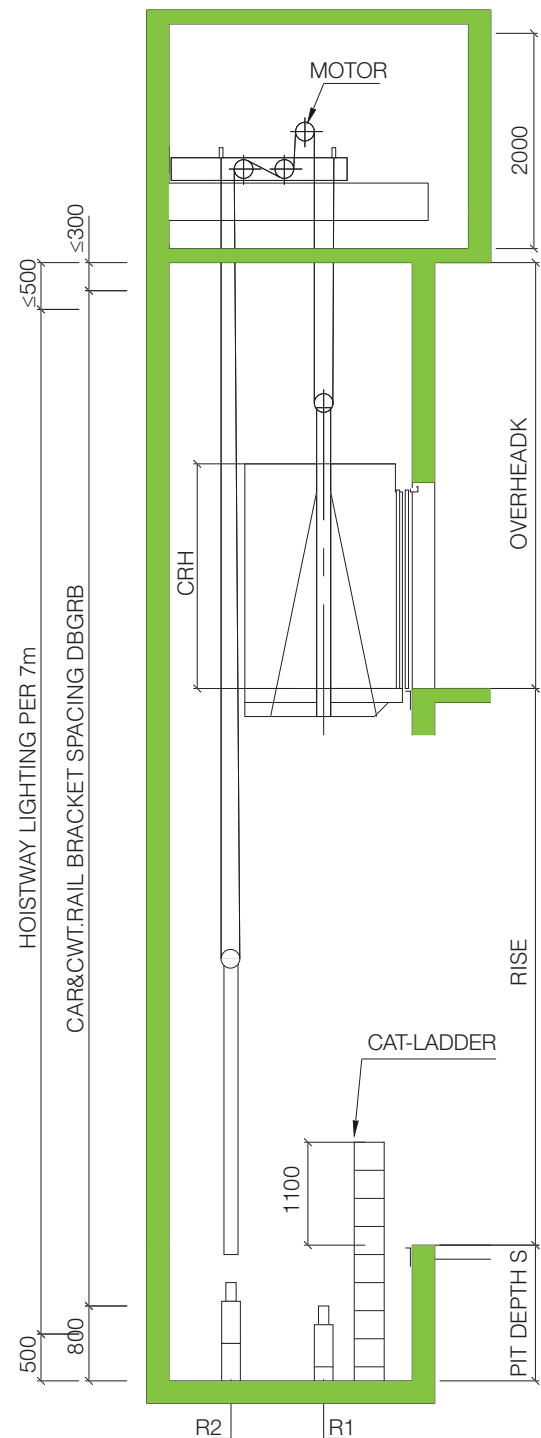
Recommended specifications for Gen2 Machine room elevator with rear CWT



HOISTWAY PLAN

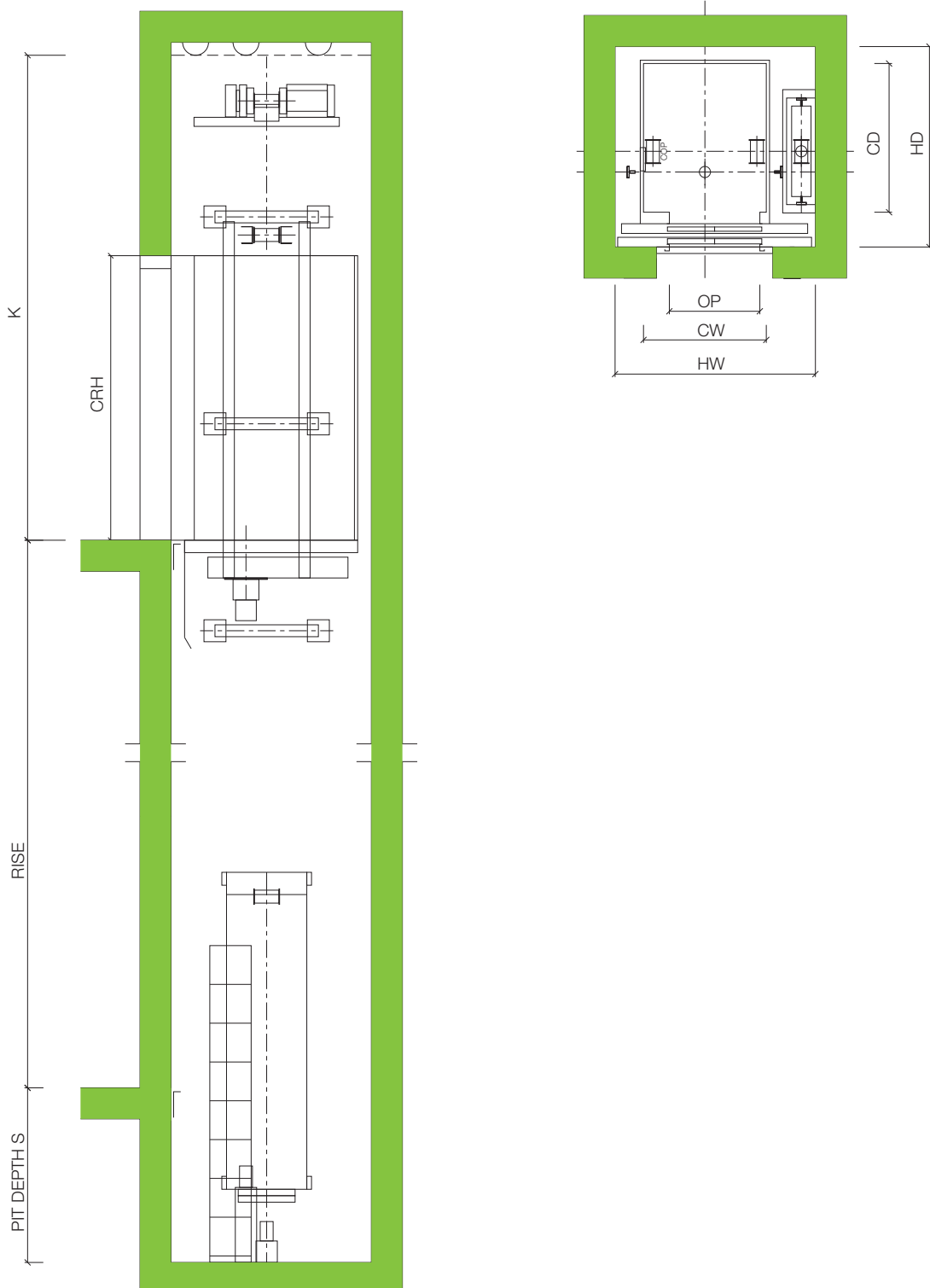
Duty Load (kg)	Car Dimension (mm)			Door Dimension (mm)	Hoistway Dimension (mm)	
	(CW)x(CD)	(CW)x(CD) EN81-20	Height (CRH)	Opening (OP)	(HW)x(HD)	(HW)x(HD) EN81-20
630	1300x1100	1250x1250	2395	800	1800x1750	1800x1900
680	1400x1100	1350x1250	2395	800	1900x1750	1900x1900
800	1400x1350	1400x1350	2395	800	1900x2000	1900x2000
900	1600x1300	1600x1300	2395	900	2150x1950	2150x1950
1000	1600x1400	1600x1400	2395	900	2150x2050	2150x2050
1150	1900x1350	1900x1350	2395	1100	2450x2000	2450x2000
1350	1900x1550	1900x1550	2395	1100	2450x2200	2450x2200
1600	2000x1700	2000x1700	2395	1100	2550x2350	2550x2350

	K min (mm) EN81-20	Minimum Number of Stops	Maximum Rise (m)	Cars In A Group
	4300	16	50	8
	4400	16	50	8
	4450	36	75	8
	4500	36	90	8
	4550	36	105	8
	4750	36	125	8
	4300	16	50	8
	4400	16	50	8
	4450	36	75	8
	4500	36	90	8
	4550	36	105	8
	4750	36	125	8



ELEVATION

Recommended specifications for Gen2 Machine-roomless elevator



Duty Load(kg)	
250	
320	
400	
450	
550	
630	
680	
800	
1000	
1150	
1275	
1350	
1600	
1800	
2000	

Notice
 *= Vale of HW should be 2250

Technical specifications

Duty Load (kg)	Speed (m/s)	Min Overhead Option (K, mm) EN81-1	Min Overhead Option (K, mm) EN81-20	Minimum Pit Option (S, mm)	Maximum Number of Stops	Maximum Rise (m)	Cars In A Group
250kg-630kg	1	3650	3850	1200	7	20	4
		3800	4000	1350	16	45	4
680kg-1000kg	1	3850	4050	1350	16	50	4
	1.5/1.6	4000	4200	1400	24	75	4
	1.75	4050	4250	1400	24	75	4
1150kg-1600kg	1	3850	4050	1350	16	50	4
	1.5/1.6	4050	4250	1450	24	75	4
	1.75	4100	4300	1500	24	75	4
1800kg-2000kg	1	3850	4050	1400	16	50	4
	1.5/1.6	4050	4250	1500	24	75	4
	1.75	4100	4300	1550	24	75	4

Car Dimension(mm)			Door Dimension(mm)		Hoistway Dimension(mm)		Hoistway Dimension(mm) EN81-20	
Width (CW)	Depth (CD)	Height (CRH)	Opening Height (OPH)	Opening Width (OP)	Minimum Width(HW)	Minimum Depth(HD)	Minimum Width(HW)	Minimum Depth(HD)
850	800	2195	2000	700	1450	1350	1450	1350
850	950	2195	2000	700	1450	1450	1450	1450
950	1150	2195	2000	700	1550	1550	1625	1550
1000	1200	2195	2000	700	1600	1650	1650	1650
1000	1400	2195	2000	700	1600	1750	1650	1750
1100	1400	2195	2000	700	1700	1800	1700	1800
1150	1400	2395	2100	800	1900	1800	1900	1800
1350	1400	2395	2100	800	2000	1800	2000	1800
1600	1400	2395	2100	900	2200	1800	2200*	1800
1850	1400	2295	2100	1100	2600	1800	2600	1800
2000	1400	2295	2100	1100	2700	1800	2700	1800
2000	1500	2295	2100	1100	2700	1900	2700	1900
2000	1700	2295	2100	1100	2700	2180	2700	2180
2000	1850	2295	2100	1100	2700	2300	2700	2300
2000	2000	2295	2100	1100	2700	2400	2700	2400

2250mm when Rise≥40m

The Gen2 elevator is among the best – selling elevators in Otis history, with more than 500,000 sold since its launch in 2000.

Gardens by the Bay

Completed in 2012, Gardens by the Bay in Singapore is equipped with Gen2 elevators – in keeping with the developer’s commitment to sustainable design. The Gardens bring to life the vision of a city set within a garden, with tree-like structures that soar as high as 50 meters above the landscape. Gardens by the Bay has earned numerous accolades, including the coveted World Building of the Year in 2012; and the Singapore Building and Construction Authority’s Green Mark Platinum Award in 2013, 2014 and 2016.





Otis Elevator Company is the world's leading manufacturer and maintainer of elevators, escalators and moving walkways.

Founded more than 160 years ago by the inventor of the safety elevator, Otis offers products and services through its companies in more than 200 countries and territories, and maintains approximately 2 million elevators and escalators worldwide. Every day, Otis moves more than 2 billion people through the world's urban landscapes.

Otis is a unit of United Technologies Corp. (UTC), a leader in the global building systems and aerospace industries. For more information, visit www.otis.com. Follow us on Twitter @OtisElevatorCo.



www.otis.com
CHN-EN-0824
© 2017 Otis Elevator Company